





MONTHLY REPORT OF DISBURSEMENTS  
For the month of December 2016


Department : Department of National Defense (DND)  
Agency : Philippine Army ( Land Forces )  
Operating Unit : N/A  
Organization Code (UACS) : 170070000000  
Funding Source Code (as clustered) : 01 - Regular Agency Fund

(e.g. Fund Cluster: 101,102, 151)  
CURRENT YEAR BUDGET

PARTICULARS 1	CURRENT YEAR BUDGET			PRIOR YEAR'S ACCOUNTS PAYABLE				CURRENT YEAR'S ACCOUNTS PAYABLE				GRAND TOTAL				REMARKS 28
	PS 2	MOOE 3	TOTAL 6=(2+3+4+5)	PS 7	MOOE 8	Sub-Total 11=(7+8+9+10)	MOOE 13	CO 15	Sub-Total 16=(12+13+14+15)	TOTAL 17=(11+16)	Sub-Total 18=(6+17)	PS 23	MOOE 24	CO 26	TOTAL 27=(23+24+25+26)	
	Notice of Cash Allocation (NCA)	-	-	-	-	-	-	-	-	-	-	-	-	-	-	
MDS Checks Issued	2,804,345,856.78	678,935,240.48	3,483,281,097.26	6,011,370.12	(3,436,208.84)	2,575,161.28	386,527,344.30	181,415.88	386,708,760.18	389,283,921.46	3,872,565,018.72	2,810,357,226.90	1,062,026,375.94	181,415.88	3,872,565,018.72	
Advice to Debit Account	1,322,892,902.55	313,142,324.25	1,636,035,226.80	418,924,420.86	(495,121,497.46)	(76,197,076.50)	556,261,306.81	-	556,261,306.81	480,064,230.31	2,116,099,457.11	1,741,817,323.51	374,282,133.60	-	2,116,099,457.11	
Notice of Transfer of Allocation (NTA)	-	-	-	-	-	-	-	-	-	-	-	-	-	-	-	
MDS Checks Issued	-	-	-	-	-	-	-	-	-	-	-	-	-	-	-	
Advice to Debit Account	-	-	-	-	-	-	-	-	-	-	-	-	-	-	-	
Working Fund (NCA issued to BTr)	-	-	-	-	-	-	-	-	-	-	-	-	-	-	-	
Tax Remittance Advices Issued (TRA)	176,700,183.14	37,019,154.79	213,719,337.93	104,106.77	181,093.92	285,200.69	123,106.04	-	123,106.04	408,306.73	214,127,644.66	176,804,289.91	37,323,354.75	-	214,127,644.66	
Cash Disbursement Ceiling (CDC)	-	-	-	-	-	-	-	-	-	-	-	-	-	-	-	
Non-Cash Availment Authority (NCAA)	-	-	-	-	-	-	-	-	-	-	-	-	-	-	-	
Others (CDT, BTr Docs Stamp, etc.)	-	-	-	-	-	-	-	-	-	-	-	-	-	-	-	

This report was generated using the Unified Reporting System


Certified Correct:

  
MA GRACIA G CATAMIN, CPA, MPA  
Army Chief Accountant

Agency Chief Accountant

Date:

Approved By:

  
GLORIOSO V MIRANDA  
Lieutenant General, AFP  
Acting Commanding General, PA  
Head of Agency or Authorized Representative

Date:



**STATEMENT OF APPROPRIATIONS, ALLOTMENTS, OBLIGATIONS, DISBURSEMENTS AND BALANCES**  
As of the Quarter 30 September 2016

Department: Department of National Defense  
Agency: Philippine Army  
Organization Code (UACS): 17007900000  
Funding Source Code (as clustered): 101

X	Current Year Appropriations
	Supplemental Appropriations
	Continuing Appropriations

Particulars	Appropriations		Allotments		Current Year Obligations				Current Year Disbursements				Balances			
	Authorized	Adjusted Appropriations	Allotments Received	Adjusted Total Allotments	1st Quarter	2nd Quarter	3rd Quarter	Total	1st Quarter	2nd Quarter	3rd Quarter	Total	Unreleased Appropriations	Unobligated Allotment	Unpaid Obligations	
					Ending 31-Mar	Ending 30-Jun	Ending 30-Sep		Ending 31-Mar	Ending 30-Jun	Ending 30-Sep				Due and Demandable	Not Yet Due and Demandable
1	3	5=(3+4)	6	10=(6+7+8+9)	11	12	13	15=(11+12+13+14)	16	17	18	20=(16+17+18+19)	21=(5-10)	22=(10-15)	23	24
<b>IV. Other Sources of Funds</b>																
Agency Specific Budget (GHQ/PN/PAF)																
Sub-Total, Agency Specific Budget		38,808,696.05	38,808,696.05	38,808,696.05	1,287,898.87	4,472,312.90	1,811,420.73	7,571,630.30	400,000.00	5,360,209.57	1,811,420.73	7,571,630.30	-	29,237,066.75	-	-
PS																
MOOE		36,808,696.05	36,808,696.05	36,808,696.05	1,287,898.87	4,472,312.90	1,811,420.73	7,571,630.30	400,000.00	5,360,209.57	1,811,420.73	7,571,630.30	-	29,237,066.75	-	-
CO																
<b>V. Prior Year's Budget (Continuing Approp)</b>	2,087,322,587.20	2,087,322,587.20	2,087,322,587.20	2,087,322,587.20	116,929,728.87	341,087,266.64	1,028,893,936.02	1,486,920,917.33	32,538,486.72	35,412,386.19	242,378,884.21	310,327,748.12	-	600,401,689.87	-	1,178,583,171.21
PS																
MOOE	1,804,869,306.15	1,804,869,306.15	1,804,869,306.15	1,804,869,306.15	96,335,326.15	337,519,127.78	951,076,501.29	1,386,930,956.20	32,302,648.80	34,507,766.81	176,306,280.84	243,116,606.25	-	417,738,350.95	-	1,143,814,348.95
CO	282,653,281.05	282,653,281.05	282,653,281.05	282,653,281.05	18,594,400.52	3,578,127.88	77,817,433.73	99,989,962.13	235,938.92	904,599.38	66,070,803.57	67,211,139.87	-	182,663,318.92	-	32,778,822.26
<b>GRAND TOTAL</b>	49,650,384,587.20	54,220,845,032.25	53,205,123,876.25	53,205,123,876.25	9,877,304,399.17	17,280,634,736.86	19,178,578,292.27	38,877,869,894.72	8,321,808,282.52	13,334,127,651.58	11,453,021,815.18	33,109,057,750.28	1,015,521,356.00	14,327,253,781.53	3,423,837,824.91	2,344,874,510.53
PS	39,655,061,000.00	44,144,268,273.00	43,239,748,817.00	43,239,748,817.00	9,116,042,799.02	14,673,798,359.22	9,073,936,488.28	32,865,777,628.50	7,884,093,991.31	12,012,863,369.08	9,875,138,881.15	29,552,084,041.55	904,521,356.00	10,373,889,290.50	3,155,600,022.99	158,983,661.86
MOOE	9,414,389,306.15	9,496,462,478.20	9,494,462,478.20	9,494,462,478.20	540,867,199.63	2,555,472,933.67	10,026,824,390.28	5,884,416,890.01	457,578,384.29	1,320,389,889.11	1,684,129,204.38	3,442,077,281.78	1,000,000.00	3,630,045,488.19	268,237,601.82	2,154,102,026.31
CO	580,914,281.05	580,914,281.05	470,914,281.05	470,914,281.05	18,594,400.52	51,283,443.96	77,817,433.73	147,875,278.21	235,938.92	904,599.38	113,755,818.65	114,896,456.95	110,000,000.00	323,239,002.84	-	32,778,822.26
<b>Recapitulation by MFO:</b>	39,991,857,000.00	39,991,857,000.00	39,896,857,000.00	39,896,857,000.00	7,577,587,509.53	13,141,023,384.60	9,289,545,901.87	30,008,156,796.00	6,330,480,061.41	9,701,059,954.65	9,414,004,284.32	25,445,554,310.38	95,000,000.00	9,838,700,204.00	3,400,553,057.28	1,161,949,428.34
MFO	39,991,857,000.00	39,991,857,000.00	39,896,857,000.00	39,896,857,000.00	7,577,587,509.53	13,141,023,384.60	9,289,545,901.87	30,008,156,796.00	6,330,480,061.41	9,701,059,954.65	9,414,004,284.32	25,445,554,310.38	95,000,000.00	9,838,700,204.00	3,400,553,057.28	1,161,949,428.34
<b>OF WHICH:</b>																
Major Programs/Projects																
KRA No. 1 - Just and Lasting Peace and the Rule of the Law																
MFO 1 - Territorial Defense, Security and Stability Services	39,991,857,000.00	39,991,857,000.00	39,896,857,000.00	39,896,857,000.00	7,577,587,509.53	13,141,023,384.60	9,289,545,901.87	30,008,156,796.00	6,330,480,061.41	9,701,059,954.65	9,414,004,284.32	25,445,554,310.38	95,000,000.00	9,838,700,204.00	3,400,553,057.28	1,161,949,428.34
Force Development	669,875,000.00	669,875,000.00	669,875,000.00	669,875,000.00	79,233,758.01	155,760,210.15	98,040,884.25	333,024,830.41	78,119,710.80	121,983,779.10	129,219,872.30	329,323,382.20	-	336,850,169.59	215,800.00	3,485,668.21
Force Sustainment	39,321,982,000.00	39,321,982,000.00	39,226,982,000.00	39,226,982,000.00	7,498,353,753.52	12,985,273,174.45	9,191,505,037.62	29,676,131,965.59	6,252,370,350.61	9,579,076,175.55	9,284,784,422.02	25,116,230,948.18	95,000,000.00	9,501,850,034.41	3,400,437,157.28	1,158,483,860.13

Certified Correct:

  
ROWEN S. TOLENTINO  
Colonel GSC (CAV) PA  
Chief, Management & Fiscal Office

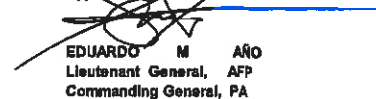
Date:

Certified Correct:

  
MA. GRACIA B. CATAMIN CPA  
Acting Army Chief Accountant

Date:

Approved By:

  
EDUARDO M. ARO  
Lieutenant General, AFP  
Commanding General, PA  
Agency Head/Department Secretary

Date: