

SUMMARY OF APPROVED BUDGET, UTILIZATIONS, DISBURSEMENTS AND BALANCES BY OBJECT OF EXPENDITURES
As of the Quarter Ending December 31, 2016

Department : Department of National Defense (DND)
Agency : Philippine Army (Land Forces)
Operating Unit : N/A
Organization Code (UACS) : 170070000000
Funding Source Code (as clustered) : 07 - Trust Fund


Particulars	UACS CODE	Approved Budget			Budget Utilization					Disbursements					Balances		
		Approved Budgeted Revenue	Adjustments (Additions, Reductions, Realignment)	Adjusted Budgeted Revenue	1st Quarter Ending March 31	2nd Quarter Ending June 30	3rd Quarter Ending Sept. 30	4th Quarter Ending Dec. 31	Total	1st Quarter Ending March 31	2nd Quarter Ending June 30	3rd Quarter Ending Sept. 30	4th Quarter Ending Dec. 31	Total	Unpaid Utilizations	Unpaid Utilizations	
				5=[3+(-)4]	6	7	8	9	10=(6+7+8+9)	11	12	13	14	15=(11+12+13+14)	16=(5-10)	17	18
I. Agency Specific Budget		0	0	0	0	0	0	0	0	0	0	0	0	0	0	0	0
GAA RA No 10651 Special Provision for Hospital Income																	
Philhealth/Fiduciary Fund	4-02-02-170-00	73,363,928.52	16,674,469.09	90,038,397.61	1,625,805.00	1,313,880.80	1,799,663.46	4,437,936.00	9,177,285.26	1,625,805.00	1,313,880.80	1,799,663.46	4,437,936.00	9,177,285.26	80,861,112.35	0.00	0.00
Room and Board	4-02-02-170-99	10,041,161.73	0.00	10,041,161.73	0.00	744,000.00	2,549,680.00	2,287,200.00	5,580,880.00	0.00	744,000.00	2,309,680.00	2,527,200.00	5,580,880.00	4,460,281.73	0.00	0.00
Affiliation Fee	4-02-02-020-00	1,335,781.00	160.00	1,335,941.00	0.00	0.00	0.00	0.00	0.00	0.00	0.00	0.00	0.00	0.00	1,335,941.00	0.00	0.00
GAA RA No 10651 Sec 5 of Gen Provision Trust Receipts																	
Trust Liabilities		141,338,955.48	54,406,878.25	195,745,833.73	7,225,408.99	3,711,265.46	4,344,953.03	54,021,817.33	69,303,444.81	4,093,332.70	2,764,816.16	110,711.00	57,911,007.33	64,879,867.19	126,442,388.92	726,859.74	3,696,717.88
GAA RA No 10651 Sec 49 of Gen Provision Service Fee																	
Trust Liabilities	2-04-01-010-00	24,994,278.70	49,736,501.05	74,730,779.75	12,485,747.00	12,155,808.00	0.00	0.00	24,641,555.00	0.00	0.00	12,485,747.00	12,155,808.00	24,641,555.00	50,089,224.75	0.00	0.00
GAA RA No 10651 Sec 5 of Gen Provision Trust Receipts																	
Trust Receipts	4-02-02-050-00	42,796,879.09	11,522,937.45	54,319,816.54	1,858,638.00	1,638,000.00	816,385.00	7,000.00	4,320,023.00	0.00	1,056,160.00	1,638,000.00	1,308,772.00	4,002,932.00	49,999,793.54	317,091.00	0.00
TOTAL		293,870,984.52	132,340,945.84	426,211,930.36	23,195,598.99	19,562,954.26	9,510,681.49	60,753,953.33	113,023,188.07	5,719,137.70	5,878,856.96	18,343,801.46	78,340,723.33	108,282,519.45	313,188,742.29	1,043,950.74	3,696,717.88

This report was generated using the Unified Reporting System

CERTIFIED CORRECT:


MRS MA GRACIA G CATAMIN, CPA,MPA
Army Chief Accountant

APPROVED BY:


GLORIOSO V MIRANDA
Lieutenant General AFP
Acting Commanding General

STATEMENT OF APPROPRIATIONS, ALLOTMENTS, OBLIGATIONS, DISBURSEMENTS AND BALANCES
As of the Quarter 31 March 2016

Department of National Defense
Agency Philippine Army
Organization Code (UACS) 1700700000
Funding Source Code (as clustered): 101

X	Current Year Appropriations
	Supplemental Appropriations
	Continuing Appropriations

Particulars	UACS CODE	Appropriations			Allotments		Current Year Obligations		Current Year Disbursements		Balances				
		Authorized Appropriation	Adjustments (Transfers (To)/From, Reassignment)	Adjusted Appropriations	Allotments Received	Adjusted Total Allotments	1st Quarter Ending 31-Mar	Total	1st Quarter Ending 31-Mar	Total	Unreleased Appropriations	Unobligated Allotment	(15-20) = (23-24)		
													Due and Demandable	Not Yet Due and Demandable	
1	2	3	4	5=(3+4)	6	7=(6+7+8+9)	11	15=(11+12+13+14)	16	20=(16+17+18+19)	21=(5-10)	22=(10-15)	23	24	
I. Agency Specific Budget	1 01 101														
General Administration and Support	100010000														
General Administration and Supervision	100010000	4,979,529,000.00	-	4,979,529,000.00	3,763,539,000.00	3,763,539,000.00	880,873,627.05	880,873,627.05	874,290,727.06	874,290,727.06	1,215,990,000.00	2,882,665,372.85	6,582,886.88	-	
PS		4,036,354,000.00	-	4,036,354,000.00	2,822,364,000.00	2,822,364,000.00	755,195,770.50	755,195,770.50	750,115,310.50	750,115,310.50	1,215,990,000.00	2,067,188,229.50	5,080,460.00	-	
MOOE		887,014,000.00	-	887,014,000.00	887,014,000.00	887,014,000.00	125,677,856.55	125,677,856.55	124,175,415.56	124,175,415.56	-	781,336,143.45	1,502,439.88	-	
CO		54,161,000.00	-	54,161,000.00	54,161,000.00	54,161,000.00	-	-	-	-	-	54,161,000.00	-	-	
Support to Operations	200000000														
Force-Level Support Services	200010000	2,549,873,000.00	-	2,549,873,000.00	2,549,873,000.00	2,549,873,000.00	663,580,391.15	663,550,391.15	647,113,770.23	647,113,770.23	-	1,888,322,808.85	16,436,620.82	-	
PS		1,904,634,000.00	-	1,904,634,000.00	1,904,634,000.00	1,904,634,000.00	582,109,700.45	582,109,700.45	566,788,356.98	566,788,356.98	-	1,322,524,299.55	15,321,343.47	-	
MOOE		633,539,000.00	-	633,539,000.00	633,539,000.00	633,539,000.00	81,440,690.70	81,440,690.70	80,325,413.25	80,325,413.25	-	552,098,309.30	1,115,277.45	-	
CO		11,700,000.00	-	11,700,000.00	11,700,000.00	11,700,000.00	-	-	-	-	-	11,700,000.00	-	-	
Operations	300000000														
MFO 1 - TERRITORIAL DEFENSE, SECURITY AND STABILITY SERVICES	301000000	39,991,857,000.00	-	39,991,857,000.00	39,997,857,000.00	39,997,857,000.00	7,577,587,509.53	7,577,587,509.53	6,330,490,061.41	6,330,490,061.41	294,000,000.00	32,120,269,490.47	1,247,097,448.12	-	
Force Development	301010000														
Force Development	301010000	669,875,000.00	-	669,875,000.00	625,875,000.00	625,875,000.00	79,233,756.01	79,233,756.01	78,119,710.80	78,119,710.80	44,000,000.00	546,641,243.99	1,114,045.21	-	
PS		669,875,000.00	-	669,875,000.00	625,875,000.00	625,875,000.00	79,233,756.01	79,233,756.01	78,119,710.80	78,119,710.80	44,000,000.00	546,641,243.99	1,114,045.21	-	
MOOE		-	-	-	-	-	-	-	-	-	-	-	-	-	
CO		-	-	-	-	-	-	-	-	-	-	-	-	-	
Force Sustainment	301020000														
Force Sustainment	301020000	39,321,982,000.00	-	39,321,982,000.00	39,071,982,000.00	39,071,982,000.00	7,498,353,753.52	7,498,353,753.52	6,252,370,350.61	6,252,370,350.61	250,000,000.00	31,573,628,246.48	1,245,963,402.91	-	
PS		33,666,290,000.00	-	33,666,290,000.00	33,666,290,000.00	33,666,290,000.00	7,343,862,079.97	7,343,862,079.97	6,110,115,075.73	6,110,115,075.73	-	26,342,627,820.03	1,233,547,004.24	-	
MOOE		5,418,292,000.00	-	5,418,292,000.00	5,375,292,000.00	5,375,292,000.00	154,691,673.55	154,691,673.55	142,255,274.88	142,255,274.88	43,000,000.00	5,220,800,326.45	12,436,398.67	-	
CO		217,400,000.00	-	217,400,000.00	10,400,000.00	10,400,000.00	-	-	-	-	207,000,000.00	10,400,000.00	-	-	
Sub-Total, Agency Specific Budget		47,521,259,000.00	-	47,521,259,000.00	46,011,269,000.00	46,011,269,000.00	9,122,011,527.73	9,122,011,527.73	7,851,894,558.70	7,851,894,558.70	1,509,990,000.00	36,889,257,472.27	1,270,116,969.03	-	
PS		39,629,278,000.00	-	39,629,278,000.00	38,413,288,000.00	38,413,288,000.00	8,680,967,550.92	8,680,967,550.92	7,427,018,743.21	7,427,018,743.21	1,215,990,000.00	29,732,320,449.08	1,253,948,807.71	-	
MOOE		7,608,720,000.00	-	7,608,720,000.00	7,521,720,000.00	7,521,720,000.00	441,043,976.81	441,043,976.81	424,875,815.49	424,875,815.49	87,000,000.00	7,080,876,023.19	16,168,161.32	-	
CO		283,261,000.00	-	283,261,000.00	76,261,000.00	76,261,000.00	-	-	-	-	207,000,000.00	76,261,000.00	-	-	
Locally-Funded Project(s)	400000000														
Locally-Funded Project(s)	400000000	16,000,000.00	-	16,000,000.00	-	-	-	-	-	-	16,000,000.00	-	-	-	
PS		-	-	-	-	-	-	-	-	-	-	-	-	-	
MOOE		1,000,000.00	-	1,000,000.00	-	-	-	-	-	-	1,000,000.00	-	-	-	
CO		15,000,000.00	-	15,000,000.00	-	-	-	-	-	-	15,000,000.00	-	-	-	
Sub-Total, Agency Specific Budget		47,537,259,000.00	-	47,537,259,000.00	46,011,269,000.00	46,011,269,000.00	9,122,011,527.73	9,122,011,527.73	7,851,894,558.70	7,851,894,558.70	1,525,990,000.00	36,889,257,472.27	1,270,116,969.03	-	
PS		39,629,278,000.00	-	39,629,278,000.00	38,413,288,000.00	38,413,288,000.00	8,680,967,550.92	8,680,967,550.92	7,427,018,743.21	7,427,018,743.21	1,215,990,000.00	29,732,320,449.08	1,253,948,807.71	-	
MOOE		7,608,720,000.00	-	7,608,720,000.00	7,521,720,000.00	7,521,720,000.00	441,043,976.81	441,043,976.81	424,875,815.49	424,875,815.49	88,000,000.00	7,080,876,023.19	16,168,161.32	-	
CO		286,261,000.00	-	286,261,000.00	76,261,000.00	76,261,000.00	-	-	-	-	222,000,000.00	76,261,000.00	-	-	
II. Automatic Appropriations															
Sub-Total, Automatic Approp		-	26,880,000.00	26,880,000.00	26,880,000.00	26,880,000.00	7,009,706.32	7,009,706.32	7,009,706.32	7,009,706.32	-	19,670,293.68	-	-	
PS		-	26,880,000.00	26,880,000.00	26,880,000.00	26,880,000.00	7,009,706.32	7,009,706.32	7,009,706.32	7,009,706.32	-	19,670,293.68	-	-	
MOOE		-	-	-	-	-	-	-	-	-	-	-	-	-	
CO		-	-	-	-	-	-	-	-	-	-	-	-	-	
III. Special Purpose Fund															
Sub-Total, Special Purpose Fund		-	1,566,590,101.00	1,566,590,101.00	1,566,590,101.00	1,566,590,101.00	430,065,541.78	430,065,541.78	430,065,541.78	430,065,541.78	-	1,136,524,559.22	-	-	
PS		-	1,566,590,101.00	1,566,590,101.00	1,566,590,101.00	1,566,590,101.00	430,065,541.78	430,065,541.78	430,065,541.78	430,065,541.78	-	1,136,524,559.22	-	-	
MOOE		-	-	-	-	-	-	-	-	-	-	-	-	-	
CO		-	-	-	-	-	-	-	-	-	-	-	-	-	


STATEMENT OF APPROPRIATIONS, ALLOTMENTS, OBLIGATIONS, DISBURSEMENTS AND BALANCES
As of the Quarter 31 March 2016

Department: Department of National Defense
Agency: Philippine Army
Organization Code (UACS): 1700700000
Funding Source Code (as clustered): 101

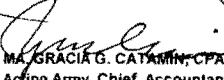
X Current Year Appropriations
Supplemental Appropriations
Continuing Appropriations

Particulars	UACS CODE	Appropriations			Allotments		Current Year Obligations		Current Year Disbursements		Balances						
		Authorized Appropriation	Adjustments (Transfer To/From Reassignment)	Adjusted Appropriations	Allotments Received	Adjusted Total Allotments	1st Quarter Ending 31-Mar	Total	1st Quarter Ending 31-Mar	Total	Unreleased Appropriations	Unobligated Allotment	(15-20) = (23-24)				
													5-(3+4)	6	10-(6+7+8+9)	11	15-(11+12+13+14)
IV. Other Sources of Funds																	
Agency Specific Budget (GHC/PN/PAF)																	
Sub-Total, Agency Specific Budget			8,808,873.24	8,808,873.24	8,808,873.24	8,808,873.24	1,287,896.67	1,287,896.67	400,000.00	400,000.00		7,520,976.57	887,896.67				
PS																	
MCOE			8,808,873.24	8,808,873.24	8,808,873.24	8,808,873.24	1,287,896.67	1,287,896.67	400,000.00	400,000.00		7,520,976.57	887,896.67				
CO																	
V. Prior Years Budget (Continuing Approp)		2,087,322,587.20		2,087,322,587.20	2,087,322,587.20	2,087,322,587.20	116,929,726.67	116,929,726.67	32,538,485.72	32,538,485.72		1,970,392,860.53	24,687,957.94	59,703,283.01			
PS																	
MCOE		1,804,669,306.15		1,804,669,306.15	1,804,669,306.15	1,804,669,306.15	98,335,326.15	98,335,326.15	32,302,548.80	32,302,548.80		1,706,333,980.00	24,687,957.94	41,344,819.41			
CO		282,653,281.05		282,653,281.05	282,653,281.05	282,653,281.05	18,594,400.52	18,594,400.52	235,936.92	235,936.92		264,058,880.53		18,358,463.60			
GRAND TOTAL		49,624,581,587.20	1,602,278,974.24	51,226,860,561.44	49,700,870,561.44	49,700,870,561.44	9,677,304,399.17	9,677,304,399.17	8,321,908,292.52	8,321,908,292.52	1,525,990,000.00	40,023,566,162.27	1,285,692,823.64	59,703,283.01			
PS		39,629,278,000.00	1,593,470,101.00	41,222,748,101.00	40,006,758,101.00	40,006,758,101.00	9,118,042,799.02	9,118,042,799.02	7,864,093,991.31	7,864,093,991.31	1,215,990,000.00	30,888,715,301.98	1,253,948,807.71				
MCOE		9,414,388,306.15	8,808,873.24	9,423,198,179.39	9,335,198,179.39	9,335,198,179.39	540,667,199.63	540,667,199.63	457,578,364.29	457,578,364.29	88,000,000.00	8,794,530,979.78	41,744,015.93	41,344,819.41			
CO		580,914,281.05		580,914,281.05	358,914,281.05	358,914,281.05	18,594,400.52	18,594,400.52	235,936.92	235,936.92	222,000,000.00	340,319,880.53		18,358,463.60			
Recapitulation by MFO		39,991,857,000.00		39,991,857,000.00	39,697,857,000.00	39,697,857,000.00	7,577,587,509.53	7,577,587,509.53	6,330,490,061.41	6,330,490,061.41	294,000,000.00	32,120,269,490.47	1,247,097,448.12	83,088,835.34			
MFO		39,991,857,000.00		39,991,857,000.00	39,697,857,000.00	39,697,857,000.00	7,577,587,509.53	7,577,587,509.53	6,330,490,061.41	6,330,490,061.41	294,000,000.00	32,120,269,490.47	1,247,097,448.12				
OF WHICH:																	
Major Programs/Projects																	
KRA No. 1 - Just and Lasting Peace and the Rule of the Law																	
MFO 1 Territorial Defense, Security and Stability Services		39,991,857,000.00		39,991,857,000.00	39,697,857,000.00	39,697,857,000.00	7,577,587,509.53	7,577,587,509.53	6,330,490,061.41	6,330,490,061.41	294,000,000.00	32,120,269,490.47	1,247,097,448.12				
Force Development	301010000	669,875,000.00		669,875,000.00	625,875,000.00	625,875,000.00	79,233,756.01	79,233,756.01	78,119,710.80	78,119,710.80	44,000,000.00	546,641,243.99	1,114,045.21				
Force Sustainment	301020000	39,321,982,000.00		39,321,982,000.00	39,071,982,000.00	39,071,982,000.00	7,498,353,753.52	7,498,353,753.52	6,252,370,350.61	6,252,370,350.61	250,000,000.00	31,573,628,246.48	1,245,983,402.91				

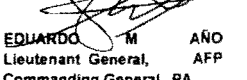
Certified Correct:


ROWEN S. TOLENTINO
COLONEL GSC (INF) PA
Chief, Management & Fiscal Office
Date:

Certified Correct:


MA GRACIA G. CATAMIN, CPA
Acting Army Chief Accountant
Date:

Approved By:


EDUARDO M. AÑO
Lieutenant General, AFP
Commanding General, PA
Agency Head/Department Secretary
Date:

STATEMENT OF APPROPRIATIONS, ALLOTMENTS, OBLIGATIONS, DISBURSEMENTS AND BALANCES
As of the Quarter 30 June 2016

Department: Department of National Defense
Agency: Philippine Army
Organization Code (UACS): 17667000000
Funding Source Code (as clustered): 101

X Current Year Appropriations
Supplemental Appropriations
Continuing Appropriations

Particulars	UNCS CODE	Appropriations			Allotments		Current Year Obligations			Current Year Disbursements			Balances			
		Authorized Appropriation	(Transfer To/From)	Adjusted Appropriation	Allotment Recurrent	Adjusted Total Allotment	1st Quarter Ending 31-Mar	2nd Quarter Ending 30-Jun	Total	1st Quarter Ending 31-Mar	2nd Quarter Ending 30-Jun	Total	Unreleased Appropriations 21-(5-10)	Unobligated Allotment 22-(10-15)	Due and Demandable 23	Nil Yet Due and Demandable 24
1	2	3	4	5(2-3)	6	7(6-7-8-9)	11	12	15-(11-12-13-14)	16	17	20-(16-17-18-19)	21	22	23	24
IV. Other Sources of Funds																
Agency Specific Budget (GHQ/PNP/PAF)																
Sub-Total, Agency Specific Budget			34,615,134.25	34,615,134.25	34,615,134.25	34,615,134.25	1,287,896.87	4,472,312.90	5,760,209.57	400,000.00	5,360,209.57	5,760,209.57		28,854,924.68		
PS																
MOOE			34,615,134.25	34,615,134.25	34,615,134.25	34,615,134.25	1,287,896.87	4,472,312.90	5,760,209.57	400,000.00	5,360,209.57	5,760,209.57		28,854,924.68		
CO																
V. Prior Year's Budget (Continuing Approp)		2,087,322,587.20		2,087,322,587.20	2,087,322,587.20	2,087,322,587.20	116,929,726.67	341,067,255.64	458,026,982.31	32,538,485.72	35,412,366.18	67,950,851.91		1,629,295,604.89		390,078,130.40
PS																
MOOE		1,804,669,306.15		1,804,669,306.15	1,804,669,306.15	1,804,669,306.15	96,335,326.15	337,519,127.76	435,854,453.91	32,302,548.80	34,507,766.81	66,810,315.61		1,368,814,852.24		309,044,138.30
CO		282,653,281.05		282,653,281.05	282,653,281.05	282,653,281.05	18,594,400.52	3,578,127.88	22,172,528.40	235,936.92	904,599.36	1,140,536.30		260,480,752.65		21,031,982.10
GRAND TOTAL		49,650,384,587.20	3,581,785,930.25	53,232,170,517.45	52,040,529,901.45	52,040,529,901.45	6,677,304,199.17	17,280,534,738.85	26,057,836,136.02	8,321,908,202.52	13,334,127,651.56	21,656,035,844.10	1,191,840,618.00	25,082,699,785.43	3,900,182,202.35	1,382,820,029.57
PS		39,855,081,000.00	3,502,906,320.00	43,157,987,320.00	42,100,348,704.00	42,100,348,704.00	9,118,042,769.02	14,873,796,359.22	23,791,841,156.24	7,864,093,991.31	12,012,853,359.09	19,876,947,350.40	1,057,840,618.00	18,308,505,543.76	3,834,662,526.38	80,201,279.46
MOOE		9,414,389,306.15	78,879,810.25	9,493,269,116.40	9,489,268,918.40	9,489,268,918.40	540,867,199.63	2,555,472,933.87	3,096,140,133.30	457,578,364.29	1,320,369,893.11	1,777,948,057.40	24,000,000.00	6,373,126,783.10	28,804,417.89	1,281,387,658.01
CO		580,914,281.05		580,914,281.05	470,914,281.05	470,914,281.05	18,594,400.52	51,263,443.96	89,857,844.48	235,936.92	904,599.36	1,140,536.30	110,000,000.00	401,056,436.57	47,685,318.08	21,031,982.10
Recapitulation by MFO:		39,991,857,000.00		39,991,857,000.00	39,873,857,000.00	39,873,857,000.00	7,577,587,509.53	13,141,023,384.60	20,718,610,894.13	8,330,490,061.41	9,701,059,954.65	16,031,550,018.06	118,000,000.00	19,155,248,105.67	3,688,656,507.60	998,404,370.47
MFO		39,991,857,000.00		39,991,857,000.00	39,873,857,000.00	39,873,857,000.00	7,577,587,509.53	13,141,023,384.60	20,718,610,894.13	8,330,490,061.41	9,701,059,954.65	16,031,550,018.06	118,000,000.00	19,155,248,105.67	3,688,656,507.60	998,404,370.47
OF WHICH:																
Major Programs/Projects																
KRA No 1 - Just and Lasting Peace and the Rule of the Law																
MFO 1 - Territorial Defense, Security and Stability Services		39,991,857,000.00		39,991,857,000.00	39,873,857,000.00	39,873,857,000.00	7,577,587,509.53	13,141,023,384.60	20,718,610,894.13	8,330,490,061.41	9,701,059,954.65	16,031,550,018.06	118,000,000.00	19,155,248,105.67	3,688,656,507.60	998,404,370.47
Force Development	301010000	669,875,000.00		669,875,000.00	669,875,000.00	669,875,000.00	78,233,756.01	155,750,210.15	234,963,866.16	78,119,710.60	121,983,776.10	200,103,489.90		434,891,033.84	6,780,875.15	28,068,801.11
Force Sustainment	301020000	39,321,982,000.00		39,321,982,000.00	39,203,982,000.00	39,203,982,000.00	7,498,353,753.52	12,985,273,174.45	20,483,626,827.97	6,252,370,350.81	6,579,076,178.55	15,831,446,528.16	118,000,000.00	18,720,355,072.03	3,681,875,832.45	970,304,569.36

Certified Correct:

ROWEN S TOLENTINO
Colonel GSC (CAV) PA
Chief, Management & Fiscal Office
Date:

Certified Correct:

MA. GRACIA G. CATAMIN CPA
Active Army Chief Accountant
Date:

Approved By:

EDUARDO M AÑO
Lieutenant General, AFP
Commanding General, PA
Agency Head/Department Secretary
Date: