

<b>SIGNAL DIRECTIVE:</b>	<b>Svc Directive NR:</b> OG3-107-18
<b>ISSUING OFFICE:</b> Regiment G3	<b>DATE ISSUED:</b>
<b>TASKED UNIT:</b> NETC	<b>DATE REQUIRED:</b> a/s
<p>1. Reference: Letter from HPAG6 dated 31 January 2018 with subject: Posting of Adjusted BEDs FY 2018 to the Philippine Army Transparency Seal.</p> <p>2. Per reference, facilitate the immediate posting of the following Budget Execution Documents to the Philippine Army Transparency Seal:</p> <ul style="list-style-type: none"> <li>a. BED Nr 1 (Adjusted FY 2018 Financial Plan)</li> <li>b. BED Nr 3 (FY 2018 Monthly Disbursement Program)</li> </ul> <p>3. Submit to this Headquarters (Attn: G3) your action taken upon completion.</p> <p>4. For guidance and strict compliance.</p>	
<b>REFERENCE OF AUTHORITY:</b>	<b>AUTHENTICATION:</b>
Commander, ASR (P)	BY ORDER OF COL SANCHEZ JR
<b>COORDINATING AUTHORITY:</b> G3	LTC JUNTILLA



ASRG3-107-2018

NOTED:

---

CS

HEADQUARTERS  
PHILIPPINE ARMY  
OFFICE OF THE ASSISTANT CHIEF OF STAFF FOR  
COMMAND AND CONTROL COMMUNICATIONS, AND CYBER SYSTEMS, G6  
Fort Andres Bonifacio, Metro Manila

6/SEIB


31 JAN 2018

SUBJECT: Posting of Adjusted BEDs FY 2018 to the Philippine Army Transparency Seal

TO: Commander, ASR (P)  
Post  
Attn: AC of S for Operations, G3

1. Reference: Email from MFO with Subject: Adjusted BEDs FY 2018, dated 29 January.
2. Per above reference, attached are the BED Nr 1 (Adjusted FY 2018 Financial Plan) and BED Nr 3 (FY 2018 Monthly Disbursement Program).
3. ITR, facilitate the immediate posting of said documents to the Philippine Army Transparency Seal.
4. For appropriate action.

BY COMMAND OF LIEUTENANT GENERAL BAUTISTA:

  
VENER ODILON D MARIANO  
Colonel, GSC (SC) PA  
AC of S for C4S, G6



**HEADQUARTERS  
PHILIPPINE ARMY**  
Fort Andres Bonifacio, Metro Manila

**SECRETARY DELFIN N. LORENZANA**

Department of National Defense  
Camp General Emilio Aguinaldo  
Quezon City

Attn: **Assistant Secretary for Financial Management**

Dear **Secretary Lorenzana**:

In compliance with DBM Circular Letter No. 2017-12 dated 19 October 2017, I respectfully submit the adjusted Annual Budget Execution Documents (BEDs), FY 2018 of Program 1.

I hope this report merits the appreciation of the Secretary.

Very truly yours,

A handwritten signature in black ink, appearing to read "Rolando Joselito D. Bautista".

**ROLANDO JOSELITO D BAUTISTA**  
Lieutenant General                      AFP  
Commanding General

**ADJUSTED FY 2018 FINANCIAL PLAN**  
(In Thousand Pesos)

Department : Department of National Defense (DND)  
 Agency : Armed Forces of the Philippines  
 Operating Unit : Philippine Army  
 Organization Code (UACS) : 17 007 00

Particulars	UACS	CURRENT YEAR OBLIGATION (FY 2017)			Total	Budget Year Obligation Program (FY 2018)													
		Actual Jan 1 - Sep 30	Estimate Oct 1 - Dec 31	TOTAL		COMPREHENSIVE RELEASE					FOR LATER RELEASE (Negative List)								
						01	02	03	04	Sub-Total 01-04+05	01	02	03	04	Sub-Total 06=02+03+04+05				
7	8	9	10	11	12	13	14	15	16										
<b>Part A</b>																			
<b>I. Budget Year / Appropriations</b>																			
General Administration and Support	10000000	3,682,389,067.37	522,899,992.63	4,205,289,060.00	4,670,763,000.00	1,050,078,750.00	1,327,897,750.00	1,049,743,750.00	1,242,042,750.00	4,670,763,000.00	-	-	-	-	-	-	-	-	-
General Administration and Supervision	10000030	3,682,389,067.37	522,899,992.63	4,205,289,060.00	4,670,763,000.00	1,050,078,750.00	1,327,897,750.00	1,049,743,750.00	1,242,042,750.00	4,670,763,000.00	-	-	-	-	-	-	-	-	-
PS		3,023,127,787.83	222,836,712.87	3,245,964,500.00	3,575,674,000.00	816,931,500.00	948,680,500.00	816,931,500.00	1,003,930,500.00	3,575,674,000.00	-	-	-	-	-	-	-	-	-
MODE		659,276,279.24	300,063,279.76	959,340,000.00	1,094,689,000.00	238,447,250.00	379,217,250.00	238,447,250.00	238,447,250.00	1,094,689,000.00	-	-	-	-	-	-	-	-	-
Personal Benefits	100020000	450,036,404.52	257,994,082.48	708,030,487.00	4,747,678,000.00	-	-	-	-	-	1,194,171,747.00	1,137,390,580.00	1,197,065,910.00	1,219,049,762.00	4,747,678,000.00	-	-	-	-
PS		450,036,404.52	257,994,082.48	708,030,487.00	4,747,678,000.00	-	-	-	-	-	1,194,171,747.00	1,137,390,580.00	1,197,065,910.00	1,219,049,762.00	4,747,678,000.00	-	-	-	-
Operations	200000000	32,323,194,234.40	16,976,216,765.60	54,901,406,000.00	54,559,691,000.00	12,396,527,250.00	14,434,786,250.00	12,381,857,750.00	14,692,518,750.00	53,916,691,000.00	-	644,000,000.00	-	-	644,000,000.00	-	-	-	-
DD : Level of education capability of army units in ground operations																			
LAWD FORCES - EXPENSE PROGRAM																			
Force Level Support Services	301010000	2,156,328,962.58	370,528,037.42	2,526,857,000.00	3,278,960,000.00	708,402,250.00	853,918,250.00	699,412,750.00	825,225,750.00	3,078,960,000.00	-	200,000,000.00	-	-	200,000,000.00	-	-	-	-
PS		1,789,321,533.74	211,352,469.26	1,920,674,000.00	2,389,892,000.00	547,166,500.00	632,513,500.00	547,166,500.00	672,976,500.00	2,398,832,000.00	-	-	-	-	-	-	-	-	-
MODE		447,007,431.84	159,175,568.16	606,183,000.00	889,068,000.00	163,235,750.00	221,404,750.00	152,246,250.00	152,246,250.00	680,146,000.00	-	-	-	-	-	-	-	-	-
CO		-	-	-	268,978,000.00	-	68,379,000.00	-	-	68,979,000.00	-	200,000,000.00	-	-	200,000,000.00	-	-	-	-
Force Development	301020000	584,719,873.25	507,555,126.75	1,092,275,000.00	1,107,779,000.00	166,515,500.00	166,026,500.00	165,616,500.00	165,616,500.00	663,779,000.00	-	444,000,000.00	-	-	444,000,000.00	-	-	-	-
MODE		584,719,873.25	507,555,126.75	1,092,275,000.00	1,107,779,000.00	166,515,500.00	166,026,500.00	165,616,500.00	165,616,500.00	663,779,000.00	-	444,000,000.00	-	-	444,000,000.00	-	-	-	-
Force Sustainment	301030000	30,182,145,398.57	16,180,130,601.43	48,282,276,000.00	50,172,952,000.00	11,523,609,500.00	13,416,840,500.00	11,526,826,500.00	13,781,676,500.00	50,172,952,000.00	-	-	-	-	-	-	-	-	-
PS		27,255,476,807.15	10,594,490,182.85	37,759,967,000.00	41,401,853,000.00	9,458,218,750.00	10,852,947,750.00	9,458,218,750.00	11,633,067,750.00	41,401,853,000.00	-	-	-	-	-	-	-	-	-
MODE		2,916,652,081.42	5,063,567,918.58	7,980,420,000.00	8,279,676,000.00	2,071,390,750.00	2,071,390,750.00	2,068,607,750.00	2,068,607,750.00	8,279,676,000.00	-	-	-	-	-	-	-	-	-
CO		9,816,500.00	2,532,072,500.00	2,541,889,000.00	491,423,000.00	-	-	-	-	491,423,000.00	-	-	-	-	-	-	-	-	-
Locally-Funded Project(s)	400000000	-	-	-	20,000,000.00	-	-	-	-	-	-	20,000,000.00	-	-	20,000,000.00	-	-	-	-
CO		-	-	-	20,000,000.00	-	-	-	-	-	-	20,000,000.00	-	-	20,000,000.00	-	-	-	-
<b>TOTAL Budget Year / Appropriations</b>		<b>37,055,618,646.29</b>	<b>19,759,107,820.71</b>	<b>56,814,727,467.00</b>	<b>63,998,132,000.00</b>	<b>13,447,608,000.00</b>	<b>15,762,684,000.00</b>	<b>13,441,001,500.00</b>	<b>15,934,562,500.00</b>	<b>58,586,454,000.00</b>	<b>1,194,171,747.00</b>	<b>544,122,986.37</b>	<b>1,197,065,910.00</b>	<b>1,219,049,762.00</b>	<b>541,678,000.00</b>	<b>-</b>	<b>-</b>	<b>-</b>	<b>-</b>
PS		32,437,947,039.54	11,986,678,427.46	43,634,620,467.00	52,125,237,000.00	10,917,016,750.00	12,432,547,750.00	10,877,016,750.00	13,309,377,750.00	47,377,558,000.00	1,194,171,747.00	1,137,390,580.00	1,197,065,910.00	1,219,049,762.00	4,747,678,000.00	-	-	-	-
MODE		4,607,856,106.75	6,030,351,899.25	10,638,218,000.00	11,052,493,000.00	2,630,589,250.00	2,768,734,250.00	2,624,584,750.00	2,624,584,750.00	10,648,493,000.00	-	444,000,000.00	-	-	444,000,000.00	-	-	-	-
CO		9,816,500.00	2,532,072,500.00	2,541,889,000.00	780,402,000.00	-	-	580,402,000.00	-	580,402,000.00	-	200,000,000.00	-	-	220,000,000.00	-	-	-	-
<b>II. Automatic Appropriations</b>																			
Retirement and Life Insurance Premiums	100000000	25,003,273.62	5,923,726.38	30,927,000.00	35,288,000.00	8,822,000.00	8,822,000.00	8,822,000.00	8,822,000.00	35,288,000.00	-	-	-	-	-	-	-	-	-
General Administration and Support	10000030	25,003,273.62	5,923,726.38	30,927,000.00	35,288,000.00	8,822,000.00	8,822,000.00	8,822,000.00	8,822,000.00	35,288,000.00	-	-	-	-	-	-	-	-	-
General Administration and Supervision		25,003,273.62	5,923,726.38	30,927,000.00	35,288,000.00	8,822,000.00	8,822,000.00	8,822,000.00	8,822,000.00	35,288,000.00	-	-	-	-	-	-	-	-	-
PS		25,003,273.62	5,923,726.38	30,927,000.00	35,288,000.00	8,822,000.00	8,822,000.00	8,822,000.00	8,822,000.00	35,288,000.00	-	-	-	-	-	-	-	-	-
MODE		-	-	-	-	-	-	-	-	-	-	-	-	-	-	-	-	-	-
CO		-	-	-	-	-	-	-	-	-	-	-	-	-	-	-	-	-	-
<b>TOTAL Current Year Budget / Appropriations</b>		<b>37,080,622,919.91</b>	<b>19,765,031,547.09</b>	<b>56,845,654,467.00</b>	<b>64,033,420,000.00</b>	<b>13,456,428,000.00</b>	<b>15,778,506,000.00</b>	<b>13,450,423,500.00</b>	<b>15,949,384,500.00</b>	<b>58,621,742,000.00</b>	<b>1,194,171,747.00</b>	<b>1,208,122,986.37</b>	<b>1,197,065,910.00</b>	<b>1,219,049,762.00</b>	<b>541,678,000.00</b>	<b>-</b>	<b>-</b>	<b>-</b>	<b>-</b>
PS		32,482,950,293.86	11,202,597,153.84	43,665,547,467.00	52,160,525,000.00	10,825,838,750.00	12,432,369,750.00	10,825,838,750.00	13,318,759,750.00	47,412,847,000.00	1,194,171,747.00	1,137,390,580.00	1,197,065,910.00	1,219,049,762.00	4,747,678,000.00	-	-	-	-
MODE		4,607,856,106.75	6,030,351,899.25	10,638,218,000.00	11,052,493,000.00	2,630,589,250.00	2,768,734,250.00	2,624,584,750.00	2,624,584,750.00	10,648,493,000.00	-	444,000,000.00	-	-	444,000,000.00	-	-	-	-
CO		9,816,500.00	2,532,072,500.00	2,541,889,000.00	780,402,000.00	-	-	580,402,000.00	-	580,402,000.00	-	200,000,000.00	-	-	220,000,000.00	-	-	-	-

Prepared By:

  
**COL ROWEN S TOLENTINO GSC (CAV) PA**  
 Agency Budget Officer


Date:

In coordination with:

  
**COL ALEX S RELLERA GSC (INF) PA**  
 Agency Operations Officer

Date:

Approved By:

  
**LTGEN ROLANDO JOSELITO D BAUTISTA AFP**  
 Agency Head


Date:

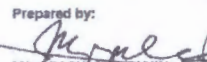
FY 2018 MONTHLY DISBURSEMENT PROGRAM  
(In Thousand Pesos)


BED No. 3

Department: Department of National Defense - PHILIPPINE ARMY  
Agency:  
Operating Unit:  
Organization Code (UACS):

PARTICULARS	UACS CODE	TOTAL PROGRAM	TAX REM ADVICE (TRA)	PROGRAM NET OF TRA	QUARTER 1			QUARTER 2			QUARTER 3			QUARTER 4			TOTAL	TOTAL			
					JAN	FEB	MAR	TOTAL	APR	MAY	JUN	TOTAL	JUL	AUG	SEP	TOTAL			OCT	NOV	DEC
(1)	(2)	(3)	(4)	(5)	(6)	(7)	(8)	(9 = 6+7+8)	(10)	(11)	(12)	(13 = 10+11+12)	(14)	(15)	(16)	(17 = 14+15+16)	(18)	(19)	(20)	(21 = 18+19+20)	(22)
B. Prior Year (PY) Obligation																					
Prior Year Accounts Payable		1,611,800	83,969	1,517,852	-	1,517,852	-	1,517,852	-	-	-	-	-	-	-	-	-	-	-	-	1,517,852
PS		445,283	35,623	409,660		409,660		409,660													409,660
MOOE		1,166,517	58,326	1,108,191		1,108,191		1,108,191													1,108,191
CO																					
Not Yet Due and Denunciable Obligations																					
PS																					
MOOE																					
CO																					
TOTAL PROGRAM, PY OBLIGATION																					
PS																					
MOOE																					
CO																					
TOTAL NCA PROGRAM		65,845,220	2,211,110	63,434,110	4,228,612	6,145,241	4,182,671	14,556,725	4,571,437	5,828,701	4,208,941	14,609,079	4,628,489	4,233,289	4,181,769	13,043,557	5,812,981	7,963,478	6,448,290	21,224,749	63,434,110
PS		52,606,808	1,581,338	51,024,470	3,907,935	4,282,934	3,875,483	12,046,352	3,886,788	5,482,389	3,862,681	13,191,836	3,881,499	3,886,326	3,886,200	11,633,024	3,887,296	5,944,990	4,320,970	14,153,258	51,024,470
MOOE		12,238,010	590,762	11,668,258	320,878	1,862,307	307,188	2,510,373	704,689	366,312	346,260	1,417,241	735,339	337,485	316,569	1,389,373	2,205,463	2,018,488	2,127,320	6,351,271	11,668,258
CO		780,402	39,020	741,382	-	-	-	-	-	-	-	-	11,881	9,489	-	21,160	730,222	-	-	730,222	741,382
II. CASH DISBURSEMENT CEILING (For DFA and DOLE only)																					
PS																					
MOOE																					
CO																					
III. NON-CASH AVAILMENT AUTHORITY																					
PS																					
MOOE																					
CO																					
IV. TAX REMITTANCE ADVICE				2,211,110	145,690	252,873	144,975	543,638	159,476	148,091	147,034	454,602	161,794	147,073	145,471	454,249	262,792	255,048	240,780	758,626	2,211,110
PS				1,581,338	128,810	184,433	128,809	422,052	128,810	128,810	128,809	386,429	128,810	128,810	128,809	386,429	128,810	128,809	128,809	386,428	1,581,338
MOOE				590,752	16,880	88,540	16,166	121,586	30,666	19,281	18,225	68,173	32,280	17,763	16,662	66,706	116,076	106,239	111,971	334,206	590,752
CO				39,020	-	-	-	-	-	-	-	-	614	500	1,114	37,906	-	-	-	37,906	39,020
V. OTHERS																					
PS																					
MOOE																					
CO																					
VI. TOTAL DISBURSEMENT PROGRAM																					
PS																					
MOOE																					
CO																					
Part B																					
Major Programs/Projects																					
KRA No. 4 - Just and Living Peace and the Rule of the Law																					
General Administration and Supervision	100010000																				
Force-Level Support Services	200010000																				
Force Development	301010000																				
Force Sustainment	301020000																				
Locally-Funded Projects	400000000																				

Prepared by:  
  
ROWEN S. TOLENTINO  
Colonel, GSC (CAV) PA  
Chief, Management and Fiscal Office, PA  
Date:

Prepared by:  
  
MA GRACE G. CATAMIN  
Acting Army Chief Accountant  
Date:


Approved by:  
  
ROLANDO JOSELITO D. BAISSISTA  
Lieutenant General AFP  
Commanding General, PA  
Date:

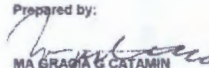
FY 2018 MONTHLY DISBURSEMENT PROGRAM  
(In Thousand Pesos)


BED No. 3

Department: Department of National Defense - PHILIPPINE ARMY  
Agency:  
Operating Unit:  
Organization Code (UACS):

PARTICULARS	UACS CODE	PROGRAM	TAX REM ADVICE (TRA)	PROGRAM NET OF TRA	QUARTER 1				QUARTER 2				QUARTER 3				QUARTER 4					
					JAN	FEB	MAR	TOTAL	APR	MAY	JUN	TOTAL	JUL	AUG	SEP	TOTAL	OCT	NOV	DEC	TOTAL	TOTAL	
(1)	(2)	(3)	(4)	(5)	(6)	(7)	(8)	(9 = 6+7+8)	(10)	(11)	(12)	(13 = 10+11+12)	(14)	(15)	(16)	(17 = 14+15+16)	(18)	(19)	(20)	(21 = 18+19+20)	(22)	
<b>PART A</b>																						
NOTICE OF CASH ALLOCATION (NCA)																						
A. FISCAL YEAR (FY) Budget																						
New GAA																						
Comprehensive Release																						
Specific Budget of National Govt Agencies (Program and Locally Funded Projects)		56,595,454	2,106,191	56,480,293	3,799,474	4,050,106	3,785,177	11,632,757	4,065,941	5,453,292	3,823,116	13,342,351	4,101,893	3,923,827	3,793,428	11,719,116	6,193,355	7,546,901	6,045,611	19,786,067	56,480,293	
PS		47,377,556	1,545,715	45,831,844	3,478,596	3,475,990	3,475,989	10,430,575	3,483,272	5,086,960	3,476,858	12,047,110	3,476,863	3,476,663	3,476,859	10,430,585	3,476,870	5,526,413	3,918,291	12,923,574	45,831,844	
MOOE		10,648,493	532,426	10,116,067	320,678	574,116	307,188	1,202,182	562,669	366,312	346,260	1,295,241	613,339	337,465	316,669	1,267,373	2,205,483	2,016,468	2,127,320	6,351,271	10,116,067	
CO		560,402	28,020	532,382	-	-	-	-	-	-	-	-	11,681	9,499	21,160	51,122	-	-	-	511,222	532,382	
For Later Release		5,411,678	11,000	5,400,678	426,398	574,343	398,554	1,397,295	502,555	372,468	382,883	1,257,906	523,695	406,321	385,401	1,315,617	616,485	413,638	386,739	1,429,860	5,400,678	
Specific Budget of National Govt Agencies (Program and Locally Funded Projects)		4,747,678	-	4,747,678	426,398	374,343	386,554	1,197,295	380,655	372,468	382,883	1,136,906	401,695	406,621	385,401	1,193,817	407,485	413,638	389,739	1,220,860	4,747,678	
PS		444,000	-	444,000	-	200,000	-	200,000	122,000	-	-	122,000	122,000	-	-	122,000	-	-	-	444,000	444,000	
MOOE		220,000	11,000	209,000	-	-	-	-	-	-	-	-	-	-	-	-	209,000	-	-	209,000	209,000	
CO		35,288	-	35,288	2,941	2,941	2,940	8,822	2,941	2,941	2,940	8,822	2,941	2,941	2,940	8,822	2,941	2,941	2,940	8,822	35,288	
Special Account in the General Fund (please specify)		35,288	-	35,288	2,941	2,941	2,940	8,822	2,941	2,941	2,940	8,822	2,941	2,941	2,940	8,822	2,941	2,941	2,940	8,822	35,288	
PS																						
MOOE																						
CO																						
Special Purpose Fund (Agency specific only)																						
PS																						
MOOE																						
CO																						
<b>TOTAL PROGRAM, FY BUDGET</b>		<b>64,033,428</b>	<b>2,117,191</b>	<b>61,916,259</b>	<b>4,228,813</b>	<b>4,627,390</b>	<b>4,182,671</b>	<b>13,038,674</b>	<b>4,571,437</b>	<b>5,828,701</b>	<b>4,209,941</b>	<b>14,609,079</b>	<b>4,628,499</b>	<b>4,233,269</b>	<b>4,181,789</b>	<b>13,043,557</b>	<b>6,812,981</b>	<b>7,963,478</b>	<b>6,448,290</b>	<b>21,224,748</b>	<b>61,916,259</b>	
PS		52,160,525	1,545,715	50,614,810	3,907,936	3,853,274	3,875,483	11,636,692	3,866,768	5,462,369	3,862,681	13,191,838	3,881,499	3,886,325	3,885,200	11,633,024	3,887,296	5,944,990	4,320,970	14,153,256	50,614,810	
MOOE		11,082,493	532,426	10,560,067	320,878	774,116	307,188	1,402,182	704,689	386,312	346,260	1,417,241	735,339	337,465	316,569	1,989,373	2,205,483	2,016,468	2,127,320	6,351,271	10,560,067	
CO		780,402	39,020	741,382	-	-	-	-	-	-	-	-	11,681	9,489	21,160	720,222	-	-	-	720,222	741,382	

Prepared by:  
  
ROWEN S. TOKENTING  
Colonel GSC (CAV) PA  
Chief, Management and Fiscal Office, PA  
Date:

Prepared by:  
  
MA GRACIA C. CATAMIN  
Acting Army Chief Accountant  
Date:

Approved by:  
  
ROLANDO JOSELITO D. BAUTISTA  
Lieutenant General APP  
Commanding General, PA  
Date: