

**QUARTERLY PHYSICAL REPORT OF OPERATION**  
As of 31 December 2019

Department: Department of National Defense (DND)  
 Appropriations: Current Year Appropriations  
 Agency: Philippine Army ( Land Forces )  
 Operating Unit: N/A  
 Organization Code (UACS): 170070000000

Particulars	UACS CODE	Physical Targets					Physical Accomplishments					Variance as of December 31 2019	Remarks	
		1st Quarter	2nd Quarter	3rd Quarter	4th Quarter	Total	1st Quarter	2nd Quarter	3rd Quarter	4th Quarter	Total			
<b>I. Operations</b>														
OO : Level of mission capability of army units in ground operations attained														
<b>LAND FORCES - DEFENSE PROGRAM</b>	310100000000000													
<b>Outcome Indicators</b>														
1. Percentage of Tactical Units provided to force employers that are in prescribed readiness condition		57%	57%	57%	57%	57%	12%	29%	60%	79%	79%	22%	For FY 2019, PA has exceeded the target set for the year with a +22% variance. Out of the 193 tactical units provided to Unified Commands (UC), 153 or 79% has attained the prescribed Readiness Condition (REDCON) of 81% (output indicator 2a). The high accomplishment rate is primarily attributed to the increase in equipment readiness of tactical battalions due to the delivery and subsequent issuance of additional firepower and engineer equipment for the year. Moreover, personnel readiness of tactical battalions have also increased by 3% for the period in review.	
2. Percentage of Ready Reserve Units in prescribed readiness condition		40%	40%	40%	40%	40%	9%	20%	34%	55%	55%	15%	PA has exceeded the set target for the year with a +15% variance since 45 (55%) out of 82 Ready Reserve Battalions (RRBNs) attained the prescribed REDCON of 65% (output indicator 2b). This is primarily due to the increase in the recruited reservists and completion of programmed trainings for the year.	

Output Indicators												
1. Number of tactical and ready reserve units maintained												
a. Tactical Battalions	204	204	204	204	204	204	204	206	206	206	2	PA has exceeded its annual target with a +2 variance despite the unfilling of nine (9) Cadre Battalions and one (1) Engineer Battalion by having maintained 206 tactical battalions. This is due to the refilling of 72IB to include the activation and operationalization of 11MIB (P), 11SU (P), 15CMOB (P), 6MechBn (P), 551ECB (P), 553ECB (P), 9FAB (P), 11SigBn (P), 14CMOB, and 524ECB.
b. Ready Reserve Battalions	83	83	83	83	83	82	82	82	82	82	-1	PA has not attained the set target for RRBns with a -1 variance due to the current security situation in the area of Jolo, Sulu. The 906CDC was only activated on 23 July 2019 and still in the process of recruiting potential reservists in the province of Sulu that will form part of the 906RRBn.
2. Percentage of operational readiness of tactical and ready reserve units												
a. Tactical Battalions	81%	81%	81%	81%	81%	71%	77%	80%	83%	83%	2%	PA has exceeded its annual target with a +2% variance for the prescribed operational readiness of tactical battalions. This is largely attributed to the 4% and 3% equipment and personnel readiness increase respectively wherein most of the delivered firepower and mission essential engineer equipment items were distributed to tactical battalions.
b. Ready Reserve Battalions	65%	65%	65%	65%	65%	35%	51%	59%	65%	65%	0%	PA has attained the annual target regarding operational readiness of RRBns due to the RRU trainings conducted by the RCDGs for the whole year. Further, since the deployment of reservists for other activities is considered as training, it directly contributed to the achievement of relatively high ratings for the period in review.

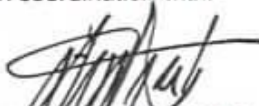
3. Average percentage of effective strength of tactical battalions that can be mobilized within 1 hour as dictated by higher authorities	90%	90%	90%	90%	90%	94%	92%	92%	92%	92%	2%	PA has exceeded the annual target with a +2% variance. The accomplishment rate for FY 2019 is 102% in compliance to the policy that requires the number of ineffective personnel at any time shall not exceed by 10% of the actual strength of each unit. This will translate into high combat effectiveness of tactical battalions.
--	-----	-----	-----	-----	-----	-----	-----	-----	-----	-----	----	--

Prepared By:



**RONALDO G FERRER**  
 MAJ (INF) PA  
 C, PMRB, OG3, PA  
 Date:

In coordination with:



**FRANCIS M ESPIRITU**  
 MAJ (INF) PA  
 C, PBB, OG3, PA  
 Date:

Approved By:



**ALEXEI C MUSNGI**  
 COL GSC (INF) PA  
 AC of S for Operations, G3  
 Date:


QUARTERLY PHYSICAL REPORT OF OPERATION  
As of 30 June 2019


Department: Department of National Defense (DND)  
Appropriations: Current Year Appropriations  
Agency: Philippine Army ( Land Forces )  
Operating Unit: N/A  
Organization Code (UACS): 170070000000


Particulars	UACS CODE	Physical Targets					Physical Accomplishments					Variance as of June 30 2019	Remarks
		1st Quarter	2nd Quarter	3rd Quarter	4th Quarter	Total	1st Quarter	2nd Quarter	3rd Quarter	4th Quarter	Total		
<b>I. Operations</b>													
OO : Level of mission capability of army units in ground operations attained													
LAND FORCES - DEFENSE PROGRAM	310100000000000												
<b>Outcome Indicators</b>													
1. Percentage of Tactical Units provided to force employers that are in prescribed readiness condition		57%	57%	57%	57%	57%	12%	29%	-	-	-	-28%	The -28% variance is still due to the non-attainment of the prescribed Readiness Condition (REDCON) by the remaining 56 tactical units, out of the targeted 109 tactical units (57%) provided to Unified Commands. The primary reason for the non-attainment of the prescribed REDCON by the remaining units is still attributed to the low training and equipment REDCON. Nonetheless, there is a notable increase of 33 tactical units (29%) in prescribed REDCON as compared to the previous quarter's accomplishment of 23 tactical units (12%).
2. Percentage of Ready Reserve Units in prescribed readiness condition		40%	40%	40%	40%	40%	9%	20%	-	-	-	-20%	The -20% variance is still due to the non-attainment of the prescribed REDCON by the remaining 17 RRBns, out of the targeted 33 RRBns (40%). The non-attainment of the prescribed REDCON is still due to the low training REDCON of RRBns. However, there is also a notable increase of seven (7) RRBns as compared to the previous quarter's accomplishment of nine (9) RRBns that attained 65% REDCON rating.
<b>Output Indicators</b>													
1. Number of tactical and ready reserve units maintained													
a. Tactical Battalions		204	204	204	204	204	204	204	-	-	-	0	As of 1st Semester CY 2019, the Command already attained its annual target.



b. Ready Reserve Battalions	83	83	83	83	83	82	82	-	-	-	-1	The -1 variance is still due to the pending activation of one (1) RRBn in Sulu Province. Nonetheless, pre-activation requirements are already being done by ARESCOM to complete the targeted 83 RRBn before YE 2019.
2. Percentage of operational readiness of tactical and ready reserve units												
a. Tactical Battalions	81%	81%	81%	81%	81%	71%	77%	-	-	-	-4%	For the period in review, there is a significant increase of 6% as compared to the 1 <sup>st</sup> Quarter rating of 71%. This is attributed to the responsive allocation of operational enhancement support and the allocation of start-up fund to the newly activated units of 111D, 1BCT and 55EBDE.
b. Ready Reserve Battalions	65%	65%	65%	65%	65%	35%	51%	-	-	-	-23%	For the period in review, there is a significant increase of 16% as compared to the 1 <sup>st</sup> Quarter rating of 35% in the average REDCON of the 82 RRBn maintained. Also, the 31% increase in the training readiness as compared to the 1st Quarter rating of 9% tremendously contributes to the significant increase in the over-all REDCON of the RRBns. However, the -23% variance is generally attributed to the low-training REDCON, which is also considered to be the weakest-link among the two (2) KMAs (Training and Personnel). On a positive note, it is expected that training readiness will continuously improve in the succeeding quarters since its computation is cumulative vis-à-vis the training programs that should be implemented.
3. Average percentage of effective strength of tactical battalions that can be mobilized within 1 hour as dictated by higher authorities	90%	90%	90%	90%	90%	94%	92%	-	-	-	2%	The +2% variance is attributed to the strict observance and compliance of unit commanders to the PA directive on the authorized number of personnel on leave at any time, which shall not exceed to ten (10) percent of the actual strength of each unit.

Prepared By:  
  
**RONALDO G FERRER**  
 MAJ (INF) PA  
 C, PMR, OG3, PA  
 Date: \_\_\_\_\_

In coordination with:  
  
**FRANCIS M ESPIRITU**  
 MAJ (INF) PA  
 C, PBB, OG3, PA  
 Date: \_\_\_\_\_

Approved By:  
  
**ISMAEL P MANDANAS JR**  
 COL GSC (INF) PA  
 AC of S for Operations, G3  
 Date: \_\_\_\_\_

QUARTERLY PHYSICAL REPORT OF OPERATION  
As of 31 March 2019


Department: Department of National Defense (DND)  
 Appropriations: Current Year Appropriations  
 Agency: Philippine Army ( Land Forces )  
 Operating Unit: N/A  
 Organization Code (UACS): 170070000000

Particulars	UACS CODE	Physical Targets					Physical Accomplishments					Variance as of March 31 2019	Remarks
		1st Quarter	2nd Quarter	3rd Quarter	4th Quarter	Total	1st Quarter	2nd Quarter	3rd Quarter	4th Quarter	Total		
<b>I. Operations</b>													
OO : Level of mission capability of army units in ground operations attained													
<b>LAND FORCES - DEFENSE PROGRAM</b>	3101000000000000												
<b>Outcome Indicators</b>													
1. Percentage of Tactical Units provided to force employers that are in prescribed readiness condition		57%	57%	57%	57%	57%	12%	-	-	-	-	-45%	The -45% variance is due to the non-attainment of the prescribed Readiness Condition (REDCON) of 81% by the 66 tactical units, out of the targeted 109 tactical units for the year. The non-attainment of the prescribed REDCON of those units is attributed to the low training and equipment REDCON of tactical units for the period in review.
2. Percentage of Ready Reserve Units in prescribed readiness condition		40%	40%	40%	40%	40%	9%	-	-	-	-	-31%	The -31% variance is due to the non- attainment of the prescribed REDCON of 65% by the 30 RRBns out of the 33 RRBns being maintained by PA. The low training readiness of most RRBns significantly affects the attainment of the 65% prescribed REDCON for RRBn.

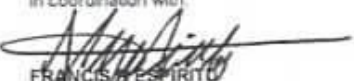
Output Indicators													
1. Number of tactical and ready reserve units maintained													
a. Tactical Battalions		204	204	204	204	204	204	-	-	-	-	0	As of the period in review, the Command already attained its annual target due to the activation of eight (8) Tactical Bns and refilling of one (1) CADRE Bn. These activations compensated the un-filing of nine (9) CADRE Bns that was directed by higher headquarters (Ref: Rad Msg with cite Nr J3ROD-2003-0015-2019) in compliance with the CSAFP approved PA TOE S-2018.
b. Ready Reserve Battalions		63	63	63	63	63	62	-	-	-	-	-1	The one (1) RRBn variance for the period in review is due to the non-activation of one (1) RRBn in Sulu Province programmed for activation within the year. Nonetheless, pre-activation requirements are already being done by ARESKOM, PA to complete the targeted 63 RRBn before year-end FY 2019.
2. Percentage of operational readiness of tactical and ready reserve units													
a. Tactical Battalions		81%	81%	81%	81%	81%	71%	-	-	-	-	-10%	The -10% variance is attributed to the activation of new tactical battalions that requires PA-wide realignment of existing personnel and mission essential equipment, which subsequently pull down the average operational readiness percentage rating of the 204 Tactical Bns. However, with the responsive allocation of operational enhancement support and the allocation of start-up fund to the newly activated units, the supposed significant decrease in the REDCON rating has been minimized and compensated.

b. Ready Reserve Battalions		65%	65%	65%	65%	65%	35%	-	-	-	-	-30%	The -30% variance is attributed to the low training REDCON of the 82 RRBns which is a result of delayed implementation of programmed unit and individual training.
3. Average percentage of effective strength of tactical battalions that can be mobilized within 1 hour as dictated by higher authorities		90%	90%	90%	90%	90%	94%	-	-	-	-	4%	The high accomplishment rate is primarily attributed to the strict adherence of most PA units on the ten (10) percent authorized ineffective strength policy. Further, the minimal number of personnel availing leave and privileges every 1st quarter of the year also contribute in maintaining high effective strength percentage for most PA tactical battalions.

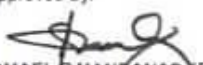
Prepared By:

  
**RONALDO G. FERRER**  
 MAJ (INF) PA  
 C, PMR OG3, PA  
 Date:

In coordination with:

  
**FRANCIS M. ESPIRITO**  
 MAJ (INF) PA  
 C, PBB/OG3, PA  
 Date:

Approved By:

  
**ISMAEL P. MARDANAS JR.**  
 COL GSC (INF) PA  
 AC of S for Operations, G3  
 Date: