

STATEMENT OF ALLOTMENTS, OBLIGATIONS, DISBURSEMENTS, AND BALANCES
As of 31 December 2019


Agency: Philippine Army

P/A/P Allotment Class	Allotment Received	Obligations	Unobligated Balance	Percentage Rate Obligations / Allotments	Disbursements	Percentage Rate of Disbursements / Obligation	Current Year Accounts Payable
REGULAR APPROPRIATIONS							
Personnel Services	74,478,451,980.00	74,478,451,969.55	20.45	100%	73,422,048,720.01	99%	1,056,403,239.54
Maint and Other Opng Exp.	12,552,928,000.00	11,747,567,481.85	805,360,518.15	94%	6,772,093,755.98	58%	4,975,473,725.87
Capital Outlay	3,514,702,000.00	1,154,921,639.00	2,359,780,361.00	33%	70,296,400.78	6%	1,084,625,238.22
SUB - TOTAL	90,546,081,980.00	87,380,941,080.40	3,165,140,899.60	97%	80,264,438,876.77	92%	7,116,502,203.63
AUTOMATIC APPROPRIATIONS							
RLIP	37,187,000.00	37,187,000.00	-	100%	37,187,000.00	100%	-
CDT	653,608,325.00	653,608,325.00	-	100%	653,608,325.00	100%	-
SUB - TOTAL	690,795,325.00	690,795,325.00	-	100%	690,795,325.00	100%	-
SPECIAL PURPOSE FUND							
Pension and Gratuity Fund	2,181,816,457.00	2,181,732,912.18	85,544.82	100%	2,180,820,889.00	100%	912,023.18
Miscellaneous Personnel Benefit Fund	1,372,153,488.00	1,372,153,488.00	-	100%	1,185,952,885.55	86%	186,200,602.45
SUB - TOTAL	3,553,971,945.00	3,553,886,400.18	85,544.82	100%	3,366,773,774.55	95%	187,112,625.63
TOTAL, ADJUSTED APPROPRIATIONS	94,790,849,250.00	91,625,622,805.58	3,165,226,444.42	97%	84,322,007,976.32	92%	7,303,614,829.26
CONTINUING APPROPRIATIONS							
Regular Appropriations							
MOOE	1,357,105,436.05	1,357,105,436.05	-	100%	166,928,344.65	12%	1,190,177,091.40
CO	482,832,578.25	482,832,578.25	-	100%	9,913,147.71	2%	472,919,430.54
Special Purpose Fund (SPF)							
Contingent Fund (MOOE)	494,266,974.48	494,266,974.48	-	100%	-	0%	494,266,974.48
NDRRMF (Calamity Fund) (CO)	42,756,408.85	345,000.00	42,411,408.85	1%	-	0%	345,000.00
Contingent Fund (CO)	86,523,996.00	86,523,996.00	-	100%	86,523,996.00	100%	-
SUB - TOTAL	2,463,485,393.63	2,421,073,984.78	42,411,408.85	98%	283,365,488.36	11%	2,157,708,496.42
TOTAL	97,254,334,643.63	94,046,696,790.36	3,207,637,853.27	97%	84,585,373,464.68	90%	9,461,323,325.68

Prepared By:

Certified Correct By:

Approved By:


LOUIE DONDI P. JABAGAT
MAJ (ME) PA
Chief, Fiscal Operations Branch


AYLENE P. GARCIA CPA
Army Chief Accountant



PEDRO C. BALISI JR
Colonel MNSA (CAV) PA
Chief, OAFM

STATEMENT OF ALLOTMENTS, OBLIGATIONS, DISBURSEMENTS, AND BALANCES
As of 31 December 2019


Agency: Philippine Army

PIA/P Allotment Class	Allotment Received	Obligations	Unobligated Balance	Percentage Rate Obligations / Allotments	Disbursements	Percentage Rate of Disbursements / Obligation	Current Year Accounts Payable
REGULAR APPROPRIATIONS	444,000,000.00						
Personnel Services	74,478,451,980.00	74,478,451,989.55	20.45	100%	73,422,048,720.01	99%	1,056,403,239.54
GAS	4,686,182,000.00	4,686,182,000.00	-	100%	4,686,182,000.00	100%	-
APB	1,220,730,000.00	1,220,729,979.55	20.45	100%	1,220,709,109.00	100%	20,870.55
OPNS	68,571,539,980.00	68,571,539,980.00	-	100%	67,515,157,611.01	98%	1,056,382,368.99
FLSS	3,062,679,000.00	3,062,679,000.00	-	100%	3,062,679,000.00	100%	-
FS	65,508,860,980.00	65,508,860,980.00	-	100%	64,452,478,611.01	98%	1,056,382,368.99
Maint and Other Opng Exp.	12,552,928,000.00	11,747,567,481.85	805,360,518.15	94%	6,772,093,755.98	58%	4,975,473,725.87
GAS	1,123,417,000.00	1,123,417,000.00	-	100%	647,613,666.64	58%	475,803,333.36
OPNS	11,427,711,000.00	10,622,350,481.85	805,360,518.15	93%	6,122,680,089.34	58%	4,499,670,392.51
FLSS	620,091,000.00	604,456,998.91	15,634,001.09	97%	348,449,964.18	58%	256,007,034.75
FD	1,126,342,000.00	1,035,800,945.89	92,541,054.11	92%	597,105,837.24	58%	438,695,108.45
FS	9,679,278,000.00	8,982,092,537.25	697,185,462.75	93%	5,177,124,287.94	58%	3,804,968,249.31
LOCALLY FUNDED PROJECT (S)	1,800,000.00	1,800,000.00	-	100%	1,800,000.00	100%	-
Capital Outlay	3,514,702,000.00	1,154,921,639.00	2,359,780,361.00	33%	70,296,400.78	6%	1,084,625,238.22
OPNS	3,514,702,000.00	1,154,921,639.00	2,359,780,361.00	33%	70,296,400.78	6%	1,084,625,238.22
FLSS	24,375,000.00	24,374,988.88	11.12	100%	24,288,888.88	100%	86,000.00
FS	3,490,327,000.00	1,130,546,650.12	2,359,780,349.88	32%	46,007,411.60	4%	1,084,539,238.22
SUB - TOTAL	90,546,081,980.00	87,380,941,080.40	3,165,140,899.60	97%	80,264,438,876.77	92%	7,116,502,203.63
AUTOMATIC APPROPRIATIONS							
RLIP	37,187,000.00	37,187,000.00	-	100%	37,187,000.00	100%	-
CDT	653,608,325.00	653,608,325.00	-	100%	653,608,325.00	100%	-
SUB - TOTAL	690,795,325.00	690,795,325.00	-	100%	690,795,325.00	100%	-
SPECIAL PURPOSE FUND							
Pension and Gratuity Fund	2,181,818,457.00	2,181,732,912.18	85,544.82	100%	2,180,820,889.00	100%	912,023.18
Miscellaneous Personnel Benefit Fund	1,372,153,488.00	1,372,153,488.00	-	100%	1,185,952,885.55	86%	186,200,602.45
SUB - TOTAL	3,553,971,945.00	3,553,886,400.18	85,544.82	100%	3,366,773,774.55	95%	187,112,625.63
TOTAL , ADJUSTED APPROPRIATIONS	94,790,849,250.00	91,625,622,805.58	3,165,226,444.42	97%	84,322,007,576.32	92%	7,303,614,829.26
CONTINUING APPROPRIATIONS							
Regular Appropriations							
MOOE	1,357,105,436.05	1,357,105,436.05	-	100%	166,828,344.65	12%	1,190,177,091.40
CO	482,832,578.25	482,832,578.25	-	100%	8,913,147.71	2%	472,919,430.54
Special Purpose Fund (SPF)							
Contingent Fund (MOOE)	494,266,974.48	494,266,974.48	-	100%	-	0%	494,266,974.48
NDRRMF (Calamity Fund) (CO)	42,756,408.85	345,000.00	42,411,408.85	1%	-	0%	345,000.00
Contingent Fund (CO)	86,523,996.00	86,523,996.00	-	100%	86,523,996.00	100%	-
SUB - TOTAL	2,463,485,393.63	2,421,073,984.78	42,411,408.85	98%	263,365,488.36	11%	2,157,708,496.42
TOTAL	97,254,334,643.63	94,046,696,790.36	3,207,637,853.27	97%	84,585,373,464.88	90%	9,461,323,325.68


Prepared By:


LOUIE DONDI P. JABACAT
MAJ (INF) PA
Chief, Fiscal Operations Branch

Certified Correct By:


AYLENE P. GARCIA CPA
Army Chief Accountant IV

Approved By:


PEDRO C. BALISI JR
Colonel MNSA (CAV) PA
Chief, OAFM