

GENERAL HEADQUARTERS
ARMED FORCES OF THE PHILIPPINES
OFFICE OF THE QUARTERMASTER GENERAL
Camp General Emilio Aguinaldo
Quezon City

AFP SPECIFICATION

QM SPEC NR E-24MC
14 October 2007
Supersedes
QM SPEC NR E-24MC-1 dtd
16 February 1994

MAT, CANVAS, POLYESTER, WHITE/OD

1. GENERAL

1.1 Scope – This specification covers one (1) type of Mat, Canvas, Polyester, White/OD for use of military personnel of the Armed Forces of the Philippines.

1.2 Grade – The finished mat, canvas shall be of the quality and grade of product prescribed by this specification.

1.3 Size – The mat, canvas shall be of one (1) size only, the dimensions of which are shown in the attached illustration.

2. MATERIALS

2.1 Basic Material – The basic material shall be 100% polyester canvas, white/olive drab (OD) in color and shall conform to the following requirements:

Yarn Count

Warp ----- 500 (min)
Filling ----- 500 (min)

Thread Count/2.54cm

Warp ----- 34 doubles (min)
Filling ----- 26 doubles (min)

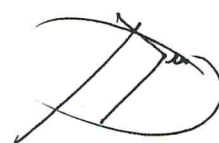
Weight, gm/m² ----- 360 (max)

Thickness, mm ----- 0.57 (min)

Breaking Strength (kg)
(Grab Method)

Warp ----- 165 (min)
Filling ----- 130 (min)

Type of Weave ----- Plain



2.2 Tape Cord – The tape cord for tying the mat to the bed shall be made of the same material specified in para 2.1. It shall have a finished length of 50.8 cm and a finished width of 1.2 (+/- 0.2) cm.

2.3 Thread – The thread to be used for sewing and all stitchings shall be nylon or polyester, 2 ply (min), white/OD with a minimum breaking strength of 2 kgs.

2.4 Tape Cord Support – The tape cord support shall be of two types; namely, Type I which is a quarter of a 12.70 cm diameter circle, and Type II which is half of a 10.16 cm diameter circle. Type I cord support is to be attached to the corners of the mat while Type II tape cord support shall be attached along the longer sides of the mat at points indicated in the attached illustration. The tape cord support shall be of the same material and color shade as the basic material. The design shall be substantially the same as shown in the attached illustration.

2.5 First Article – The contractor shall submit two (2) samples of Mat, Canvas, Polyester, White/OD to the Office of The Quartermaster General, AFP or equivalent office in the Major Services for first article inspection and approval as against the bid sample prior to mass production.

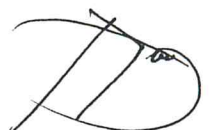
3. CONSTRUCTION

3.1 Cutting – The mat canvas shall be cut to conform with the design shown in the attached illustration. It shall be cut from one piece of material, providing allowances for hemming and stitchings, as specified.

3.2 Stitches – All sewing and stitching shall be running stitches ranging from 3 to 4 stitches to a centimeter.

3.3 Make Mat – The mat shall be hemmed 2.54 cm along its length and 3.81 cm along its width with double rows of stitches of not more than 1.90 cm apart along its length nor more than 3.22 cm apart along its width. The stitchings shall not be less than 0.16 cm nor more than 0.32 cm from the inner and outer edges of the hems with its raw edges turned in. Hemming shall be done by folding first the longer side and then folding the shorter side over the longer side folding. Stitches shall be in accordance with para 3.2 above and the attached illustration.

3.4 Make and Sew Tape Cord – The tape cord shall be made of one (1) piece material and shall be cut to conform with the finished dimensions in para 2.2 allowing 0.68 cm for turning in raw edges. The cord shall be cut along the warp. With the raw edges turned in facing each other, run stitch 0.16 cm from the edge. The end of the cord shall be closed by extending the running stitches around the ends. All tape cords shall be one piece and attached to the mat by double row of stitching of the hems at points indicated in the illustration. The corner tape cords shall be attached at right angle with the edges of the mat 3.81 cm from the mat corners. The six (6) cords along the long sides of the mat shall be attached to the mat, as illustrated.



Attachment shall be made first by stitching the cord with the two (2) rows of stitches on the hems of the mat; second, by running stitches along the edges of the tape cord support upon attachment to the body of the mat.

3.5 Make and Sew Tape Cord Support – The tape cord support shall be cut to conform with the finished dimensions in para 2.4 and then run over-edges stitches along its edges to avoid raveling, or provide an allowance of 0.32 cm to 0.68 cm from turning in raw edges and hem-stitch or run-stitch along its edges. The support shall be attached to the body of the mat at the points specified in the attached illustration so that the tape cord shall be symmetrically set with respect to the support for the sake of good appearance. Attachment to the mat shall be by running stitch, 0.16 cm from the edges of the support. Stitches shall be run on all edges or sides of the tape cord support.

4. WORKMANSHIP

4.1 Finish – The mat shall be clean, well pressed, well finished and free from any defect or blemish which may affect its appearance or serviceability. Overall workmanship shall be the best known to the trade. Poor quality of sewing or workmanship shall be sufficient ground for rejection of the finished article.

4.2 Design – The mat shall be of the design essentially the same as shown in the attached illustration.

4.3 Contractor's Label – Each mat, canvas shall have a contractor's label imprinted to the material located at 2.54 cm below the AFP markings on the opposite side (wrong side) of the mat by the use of silk screen method of printing using black indelible ink or waterproof black paint or by dry heat transfer process of equal fastness. The imprint of the marking shall be in boldface block type of lettering and shall withstand ten (10) laundry tests without appreciable loss of color.

4.3.1 Size of Label – The contractor's label shall be imprinted using Arial font, Size 20.

4.3.2 Contents of Label – The contractor's label shall consist of the following:

MAT, CANVAS, POLYESTER
QM SPEC NR E-24MC
(Name of Contractor)
Lot Nr

4.3.3 "AFP" Marking – The "AFP" marking shall be printed on the center of the mat with the use of black indelible ink or black waterproof vinyl paint using Stencil font, Size 400.



5. INSPECTION

5.1 Inspection may be conducted anytime throughout the entire process of manufacture to determine compliance with the requirements of this specification.

5.2 The passing as satisfactory of any detail of construction or quality of materials used shall not relieve the contractor/manufacturer of the responsibility for faulty workmanship or defective material which may be discovered anytime prior to final acceptance.

5.3 Final inspection of the finished brief shall be conducted either at point of production or at point of delivery.

6. QUALITY ASSURANCE PROVISION


6.1 Bid Samples – Two (2) bid samples of finished mat canvas shall be submitted to the Research and Development Center, AFP to determine extent of compliance with this specification insofar as quality of materials used is concerned. The Office of The Quartermaster General, AFP or equivalent office in the Major Services shall determine the extent of compliance with this specification insofar as workmanship, style and finish are concerned.

6.2 Component and Material Inspection – The first article submitted in accordance with para 2.5 above, components and materials shall be tested in accordance with all the requirements of this specification.

6.3 First Article Inspection – The first article submitted in accordance with para 2.5 above shall be inspected if it is in accordance with the requirements of this specification.

6.4 Responsibility for Inspection – Unless otherwise specified in the contract, the contractor is responsible for the performance of all inspection requirements as specified herein. Except as otherwise specified in the contract or order, the contractor may use his own or other facilities suitable for the performance of the inspection requirements specified herein, unless disapproved by the government. The government reserves the right to perform any of the inspections set forth in the specifications which are deemed necessary to assure that supplies and services conform to prescribed requirements.

6.5 Responsibility for Compliance – All items must meet all the requirements of Sections 2 & 3. The inspection set forth in this specification shall become a part of the contractor's overall inspection system or quality program. The absence of any inspection requirements in the specification shall not relieve the contractor of the responsibility of assuring that all products or supplies submitted to the government for acceptance comply with all the requirements of the contract.



7. PACKAGING AND PACKING

7.1 Packaging – Each mat shall be properly folded and placed in a transparent (cellophane) bag. The open end of the bag shall be folded and closed with a transparent tape.

7.2 Packing – Two hundred (200) pieces of mats shall be packed in a corrugated carton. The top cover, when closed, shall be sealed with a binding tape and finally secured with nylon straps. The box shall be labeled as follows:

MAT, CANVAS, POLYESTER
Name of Contractor
QTY: 200 pieces

7. MISCELLANEOUS

7.1 The contractor/manufacturer shall notify the Office of The Quartermaster General, AFP or equivalent office in the Major Services at least seven (7) days before actual production starts so that AFP inspectors can be assigned to oversee the process of manufacture to be followed and to inspect the quality of materials to be used.

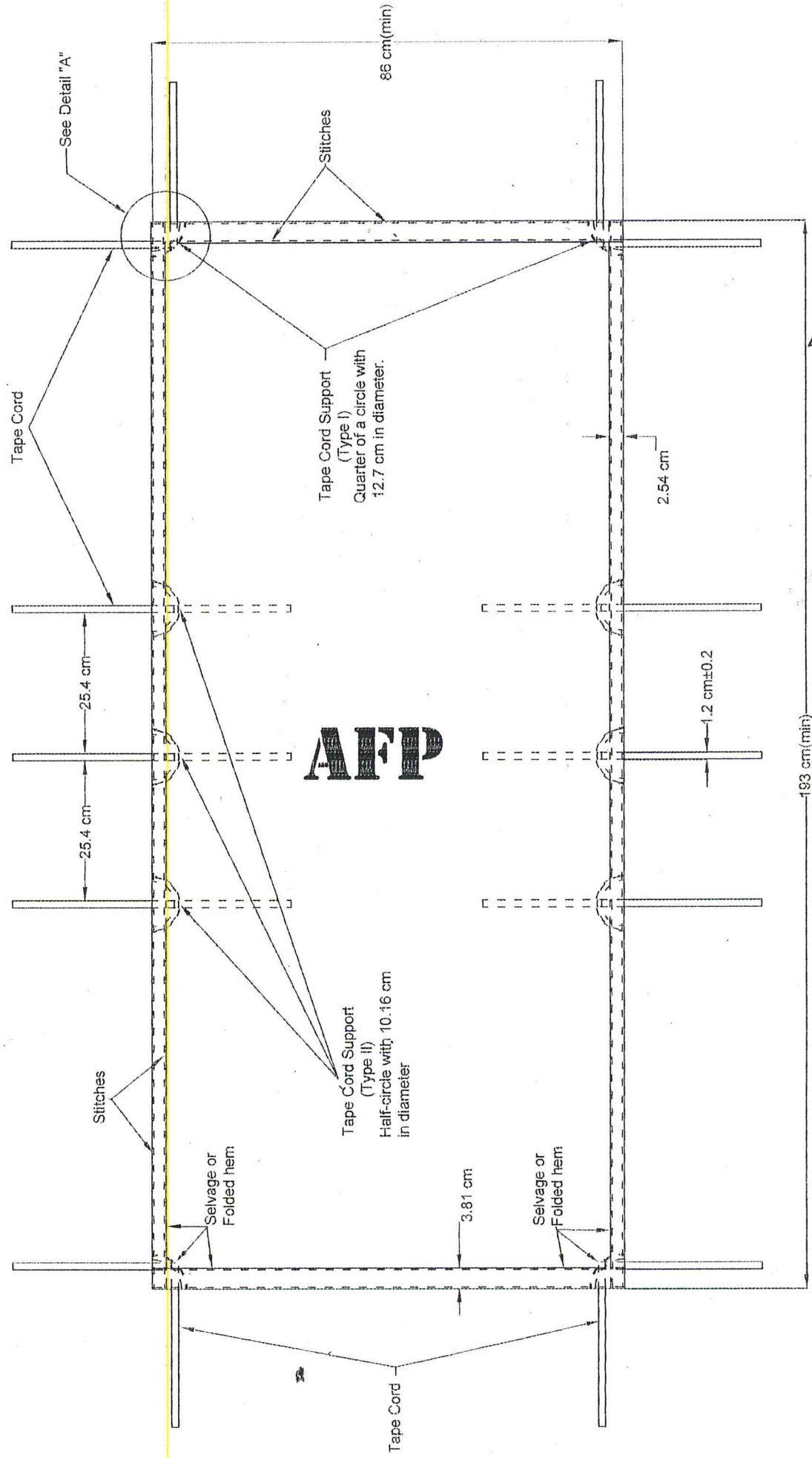
7.2 Any point not covered by this text shall be governed by the attached illustrations which shall be followed in every detail.


BERNARDINO M RICAFFRENTE JR
Colonel (PA) GSC
The Quartermaster General, AFP

NAT. CANVAS, POLYESTER, WHITEOD

QW SPEC R E-24VC

1
 2
 3
 4
 5
 6
 7
 8
 9
 10
 11
 12
 13
 14
 15
 16
 17
 18
 19
 20
 21
 22
 23
 24
 25
 26
 27
 28
 29
 30
 31
 32
 33
 34
 35
 36
 37
 38
 39
 40
 41
 42
 43
 44
 45
 46
 47
 48
 49
 50
 51
 52
 53
 54
 55
 56
 57
 58
 59
 60
 61
 62
 63
 64
 65
 66
 67
 68
 69
 70
 71
 72
 73
 74
 75
 76
 77
 78
 79
 80
 81
 82
 83
 84
 85
 86
 87
 88
 89
 90
 91
 92
 93
 94
 95
 96
 97
 98
 99
 100
 101
 102
 103
 104
 105
 106
 107
 108
 109
 110
 111
 112
 113
 114
 115
 116
 117
 118
 119
 120
 121
 122
 123
 124
 125
 126
 127
 128
 129
 130
 131
 132
 133
 134
 135
 136
 137
 138
 139
 140
 141
 142
 143
 144
 145
 146
 147
 148
 149
 150
 151
 152
 153
 154
 155
 156
 157
 158
 159
 160
 161
 162
 163
 164
 165
 166
 167
 168
 169
 170
 171
 172
 173
 174
 175
 176
 177
 178
 179
 180
 181
 182
 183
 184
 185
 186
 187
 188
 189
 190
 191
 192
 193
 194
 195
 196
 197
 198
 199
 200
 201
 202
 203
 204
 205
 206
 207
 208
 209
 210
 211
 212
 213
 214
 215
 216
 217
 218
 219
 220
 221
 222
 223
 224
 225
 226
 227
 228
 229
 230
 231
 232
 233
 234
 235
 236
 237
 238
 239
 240
 241
 242
 243
 244
 245
 246
 247
 248
 249
 250
 251
 252
 253
 254
 255
 256
 257
 258
 259
 260
 261
 262
 263
 264
 265
 266
 267
 268
 269
 270
 271
 272
 273
 274
 275
 276
 277
 278
 279
 280
 281
 282
 283
 284
 285
 286
 287
 288
 289
 290
 291
 292
 293
 294
 295
 296
 297
 298
 299
 300
 301
 302
 303
 304
 305
 306
 307
 308
 309
 310
 311
 312
 313
 314
 315
 316
 317
 318
 319
 320
 321
 322
 323
 324
 325
 326
 327
 328
 329
 330
 331
 332
 333
 334
 335
 336
 337
 338
 339
 340
 341
 342
 343
 344
 345
 346
 347
 348
 349
 350
 351
 352
 353
 354
 355
 356
 357
 358
 359
 360
 361
 362
 363
 364
 365
 366
 367
 368
 369
 370
 371
 372
 373
 374
 375
 376
 377
 378
 379
 380
 381
 382
 383
 384
 385
 386
 387
 388
 389
 390
 391
 392
 393
 394
 395
 396
 397
 398
 399
 400
 401
 402
 403
 404
 405
 406
 407
 408
 409
 410
 411
 412
 413
 414
 415
 416
 417
 418
 419
 420
 421
 422
 423
 424
 425
 426
 427
 428
 429
 430
 431
 432
 433
 434
 435
 436
 437
 438
 439
 440
 441
 442
 443
 444
 445
 446
 447
 448
 449
 450
 451
 452
 453
 454
 455
 456
 457
 458
 459
 460
 461
 462
 463
 464
 465
 466
 467
 468
 469
 470
 471
 472
 473
 474
 475
 476
 477
 478
 479
 480
 481
 482
 483
 484
 485
 486
 487
 488
 489
 490
 491
 492
 493
 494
 495
 496
 497
 498
 499
 500
 501
 502
 503
 504
 505
 506
 507
 508
 509
 510
 511
 512
 513
 514
 515
 516
 517
 518
 519
 520
 521
 522
 523
 524
 525



Page 6 of 7 pages

~~STUART M. RALPH~~ PA (GSC)
Colonel
The Quartermaster General's App

STANDARD

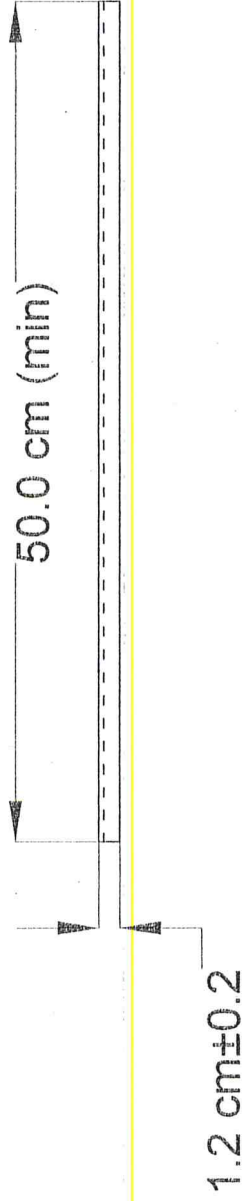
MAT, CANVAS, POLYESTER, WHITE/OD

QM SPEC NR E-24MC

027 14 2007

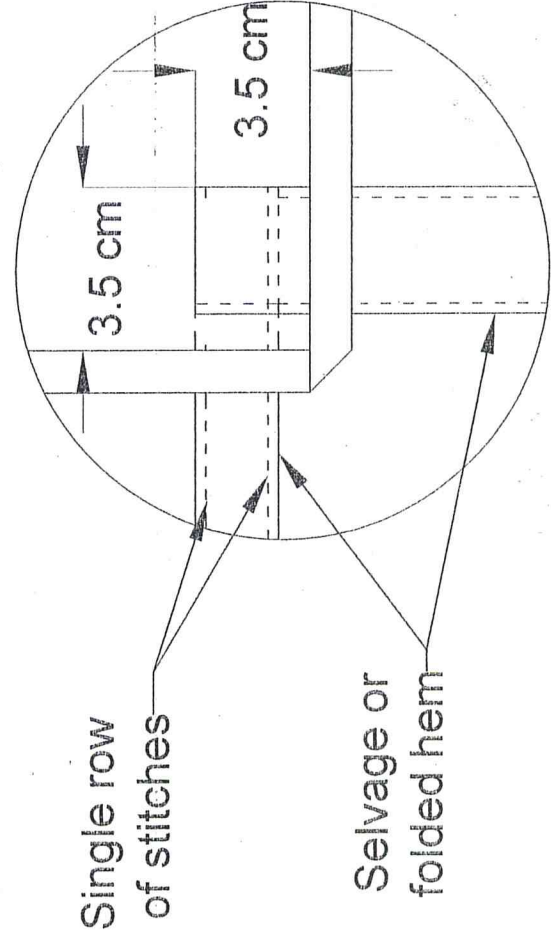
Tape Cord

(Two (2) ply sewed at one side only)



Detail "A"

DETAIL showing
how tape cord is
sewed to mat with
backstitches along
hem-stitches.



GENERAL HEADQUARTERS
ARMED FORCES OF THE PHILIPPINES
OFFICE OF THE QUARTERMASTER GENERAL
Camp General Emilio Aguinaldo, Quezon City

TEST PARAMETERS
MAT, CANVAS, POLYESTER, WHITE/OD
QM SPEC NR E-24MC

~~APR 22 2008~~

TEST PARAMETERS	QM SPEC NR E-24MC dtd 14 October 2007 Supersedes QM SPEC NR E-24MC-1 dtd 16 Feb 1994	Classification	
		Major	Minor
Dimensions, cm			
Length	193 (minimum)	X	
Width	86 (minimum)	X	
Basic Material	100% Polyester canvas	X	
Color	White/ Olive Drab (OD)	X	
Yarn Size, Denier			
Warp	500 (minimum)		X
Filling	500 (minimum)		X
Thread Count/2.54cm			
Warp	34 doubles (minimum)		X
Filling	26 doubles (minimum)		X
Weight, g/m ²	360 (maximum)		X
Thickness, mm	0.57 (minimum)		X
Breaking Strength, kg			
Warp	165 (minimum)	X	
Filling	130 (minimum)	X	
Type of Weave	Plain		X
Tape Cord	Same as the basic material	X	
Finished Length, cm	50.0 (minimum)		X
Finished Width, cm	1.2 ± 0.2		X
Thread	Nylon or Polyester		X
Color	White/Olive Drab (OD)	X	
No. of ply	2 (minimum)		X
Breaking Strength, kg	2 (minimum)	X	
Tape Cord Support	Same material and color shade as the basic material	X	
Type I	Shall be a quarter of a 12.70 cm diameter circle attached to the corners of the mat	X	
Type II	Shall be half of a 10.16 cm diameter circle attached along the longer sides of the mat	X	
CONSTRUCTION			
Cutting	Cut from one piece of material, providing allowances for hemmings and stitchings	X	
No. of Stitches/cm	3 - 4 stitches		X
Make Mat	Shall be hemmed 2.54cm along its length and 3.81cm along its width with double rows of stitches of not more than 1.90cm apart along its length nor more than 3.22cm apart along its width		X

TEST PARAMETERS	QM SPEC NR E-24MC dtd 14 October 2007 Supersedes QM SPEC NR E-24MC-1 dtd 16 Feb 1994	Classification	
		Major	Minor
	Stitchings shall not be less than 0.16cm nor more than 0.32cm from the inner and outer edges of the hems with its raw edges turned in		X
	Hemmings shall be done by folding first the longer side and then folding the shorter side over the longer side	X	
Make and Sew Tape Cord	Shall be attached to the mat by double row of stitching of the hems	X	
	The corner tape cords shall be attached at right angle with the edges of the mat 3.81cm from the mat corners		X
	The six (6) cords along the long sides of the mat shall be attached as illustrated	X	
Make and Sew Tape Cord Support	The tape cord support shall be sewed with run over- edging stitches along its edges or provided with allowance of 0.32 - 0.68cm from turning in raw edges and hem-stitch or run-stitch along its edges		X
	The support shall be attached to the body of the mat with running stitches, 0.16cm from the edges of the support. Stitches shall be run on all edges or sides of the tape cord support		X
Contractor's Label Location	With contractor's label	X	
	Imprinted to the material located at 2.54cm below the AFP markings on the opposite side (wrong side) of the mat by the use of silk screen method of printing using black indelible ink or waterproof black paint or by dry heat transfer process of equal fastness	X	
Lettering	Shall be boldface block type		X
Contents of Label	MAT, CANVAS, POLYESTER QM SPEC NR E-24MC (Name of Contractor) Lot Nr		X
Type & Size of Label	Arial font, size 20		X
"AFP" Marking	With "AFP" marking	X	
Location	Printed on the center of the mat with the use of black indelible ink or waterproof vinyl paint	X	
Type & Size of Letterings	Stencil font, Size 400		X

20

21

BERNARDINO M RICAFRENTA JR
Colonel FA (GSC)
The Quartermaster General, AFP

NOTED
DATE APR 22 2008